



The Bulletin of the Northumbria Junior Chess Association
 (Registered Charity Number 1048112)
Issue No. 30 **January 2004**
Editor : Paul Bielby, 30 Denham Avenue, Sunderland SR6 8HG
 Tel.: 0191-5487600 e-mail : paulbielby@btopenworld.com




Intentional sacrifices of pieces, Queens, Bishops, Rooks and Knights are spectacular, but the poor little pawns can be given away for slight positional advantages relatively risk free. Consider this game. [

1.e4 e5 2.d4 exd4 3.c3 dxc3 4.♗c4 cxb2 5.♗xb2 (White has sacrificed two pawns so far for quick development - this opening is the Danish Gambit. - not often seen these days)



5...♗b4 6.♖c3 ♖f6 7.♗ge2 ♗e4 8.0-0 ♗xc3 9.♗xc3 ♗xc3 10.♗xc3 ♖g5 11.♗e1+ ♗d8 12.f4 (The critical pawn sacrifice to deflect the Black Q)



12...♖f4 13.♗g7 ♗g8 14.♖g4 (this show Q-sacrifice forces mate) ♖d6 15.♗f6 [1:0] (The game is Linden-Machussky, Paris 1863)

Ayrshire & Cumbria v. Northumbria

At Austin Friars School, Carlisle, on 20th September

Ayrshire and Cumbria joined together in this annual fixture, so that instead of a jamboree we had a match between Northumbria and the combined counties. Despite the fact that three of our leading players – the Eggleston twins and Patrick Beldon – were rested and that we had no fewer than six debutants in our side we still won this annual fixture by 17-7 over the two rounds. Max Brown, Cumbria's Number 1 and at 175 the highest rated player on show, was playing rugby and only turned up for the second round. Three old hands, Jonny Lai, Sameer Ganatra and Theon Rogers (all from RGS) and three newcomers, Stephen Aitchison, Christopher Wardle and Alex Taylor (all from Tynemouth), made maximum scores of 2/2. The Tynemouth trio, together with Michael Atkins (RGS), Edward Farrington (Barnard Castle) and Shaun Simpson (Elemore), were awarded their county colours


Here are the match statistics :

Northumbria	Round1	Combined Counties	Round2
1 Mark Taylor	1-0	David Deary (A)	0-1 Max Brown (C)
2 Jonathan Lai	1-0	Barry Lee-Collyer (A)	1-0 David Deary (A)
3 Daniel Lai	0-1	Terence Nabbs (C)	½-½ Barry Lee-Collyer (A)
4 Sameer Ganatra	1-0	Alain MacDonald (A)	1-0 Terence Nabbs (C)
5 Steven Aitchison	1-0	David Bullimore (C)	1-0 Alain MacDonald (A)
6 Theon Rogers	1-0	Stephen Alderson (C)	1-0 David Bullimore (C)
7 Christopher Wardle	1-0	Jonathan Barnsley (C)	1-0 Stephen Alderson (C)
8 Alex Taylor	1-0	Adam Pieroni (A)	1-0 Jonathan Barnsley (C)
9 Sophie Seeber	0-1	Patrick Wigmore (C)	0-1 Adam Pieroni (A)
10 Michael Atkins	½-½	Mark Hudson (A)	1-0 Patrick Wigmore (C)
11 Edward Farrington	0-1	Shaswath Shetty (C)	1-0 Mark Hudson (A)
12 Shaun Simpson	1-0	Brent Perrins (A)	0-1 Stephen Lewis (C)
	R1 subtotal	8½-3½	R2 subtotal
	Total	Northumbria 17	Ayrshire and Cumbria 7

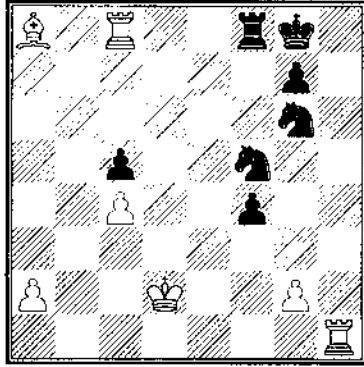
NORTHUMBERLAND COUNTY CHESS CONGRESS JUNIOR EVENT – 28th SEPTEMBER 2003

		Cross-table (players' numbers in order of ranking)	Points
1. Thomas MAVIN	Darlington	B+ 9 W+ 3 W+ 7 B+ 2 B+ 4 W+ 6 W+ 10 B- 5 B+ 11	8.0
2. Andrew DOUGLAS	RGS	B+ 12 W+ 13 B+ 4 W- 1 B- 3 W+ 8 B+ 9 W+ 7 W+ 6	7.0
3. Alex ROTT	Jesmond	W+ 11 B- 1 W+ 8 B+ 5 W+ 2 B+ 7 W- 4 B- 6 W+ 14	6.0
4. Christopher GOODSHIP	Jesmond	W+ 8 B+ 14 W- 2 B+ 10 W- 1 B+ 5 B+ 3 W+ 11 B- 8	6.0
5. Ross MILLS	Tynemouth	W- 7 B+ 11 W+ 14 W- 3 B+ 6 W- 4 B+ 13 W+ 1 B+ 12	6.0
6. Robin KERRISON	Tynemouth	B- 4 W+ 9 B+ 10 B+ 7 W- 5 B- 1 W+ 12 W+ 3 B- 2	5.0
7. Christopher GAULD	RGS	B+ 5 W+ 10 B- 1 W- 6 B+ 8 W- 3 B+ 11 B- 2 W+ 13	5.0
8. Emma MAYIN	Darlington	B- 10 W+ 12 B- 3 W+ 9 W- 7 B- 2 W+ 14 B+ 13 W+ 4	5.0
9. Charlotte ROGERS	Tynemouth	W- 1 B- 8 W+ 13 B- 8 B+ 12 W+ 11 W- 2 B+ 14 B+ 10	5.0
10. Aine BELDON	Tynemouth	W+ 8 B- 7 W- 6 W- 4 B+ 14 W+ 13 B- 1 B+ 12 W- 9	4.0
11. Nicholas GERBER	RGS	B- 3 W- 5 B- 12 W+ 14 B+ 13 B- 9 W- 7 B- 4 W- 1	2.0
12. Peter CAMPBELL	Tynemouth	W- 2 B- 8 W+ 11 B- 13 W- 9 B+ 14 B- 6 W- 10 W- 5	2.0
13. Jeremy CHARLTON	RGS	W= 14 B- 2 B- 9 W+ 12 W- 11 B- 10 W- 5 W- 8 B- 7	1.5
14. Alastair CAMPBELL	Tynemouth	B= 13 W- 4 B- 5 B- 11 W- 10 W- 12 B- 8 W- 9 B- 3	0.5

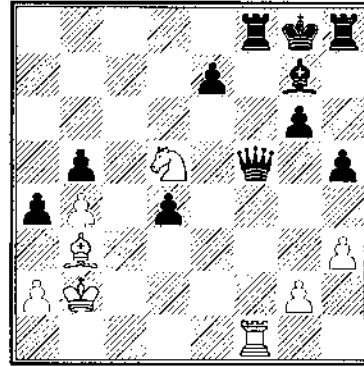
Puzzles – White to move and give checkmate immediately




1




2




3




4




5



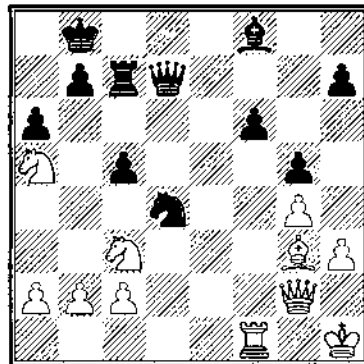
6




7




8




9



10 (sneaky!)



11



12
(Solutions on P. 15)

Tournament Results

Children's University Chess Challenge, St Thomas More, 11 October

Under-18 Section		PB	SA	RM	TR	DC	AT	Total
Patrick Beldon	Tynemouth	**	½	½	1	1	1	4
Steven Aitchison	Tynemouth	½	**	1	½	1	0	3
Robert McLeod	Denton Burn	½	0	**	½	1	1	3
Theon Rogers	RGS	0	½	½	**	1	1	3
David Castle	Guisborough	0	0	0	0	**	1	1
Alex Taylor	Tynemouth	0	1	0	0	0	**	1

UNDER 13 SECTION

		Cross-table (players' numbers in order of ranking)	Points
1. Daniel LAI	RGS	W+ 14 B+ 8 W+ 9 B+ 2 W+ 3 B+ 4 W+ 5 B+ 12	8.0
2. Michael ATKINS	RGS	W+ 7 B- 3 W+ 5 W- 1 B+ 12 W+ 9 B+ 4 W+ 8	6.5
3. Jamie SHEERIN	RGS	B+ 4 W- 2 W+ 8 B+ 9 B- 1 W+ 8 B+ 10 W- 5	5.5
4. Samuel BELDON	Thomas More	W- 3 B+ 7 B+ 15 W+ 10 B+ 8 W- 1 W- 2 B+ 9	5.0
5. Daniel GALLIMORE	Durham Juniors	B- 8 W+ 11 B- 2 W+ 7 B+ 10 W+ 6 B- 1 B+ 3	5.0
6. Kevin WANG	RGS	B+ 12 W+ 10 B- 3 W- 8 B+ 13 B- 5 W- 7 W+ 16	4.5
7. Christopher BANKS	Valley Gardens	B- 2 W- 4 B+ 11 B- 5 W+ 16 W+ 12 B- 8 B+ 14	4.5
8. Kieran BUCKLEY	Valley Gardens	W+ 5 W- 1 B+ 12 B+ 6 W- 4 B- 3 W+ 13 B- 2	4.0
9. Scott OAKLEY	St Thomas More	B+ 15 W+ 13 B- 1 W- 3 W+ 11 B- 2 W+ 14 W- 4	4.0
10. Thomas PERRY	Warden bridge	B+ 11 B- 8 W+ 13 B- 4 W- 5 B+ 16 W- 3 W+ 15	4.0
11. Sevrin LEA	Warden Bridge	W- 10 B- 5 W- 7 W+ 14 B- 9 W+ 15 B+ 16 B+ 13	4.0
12. Adam FOUND	Warden bridge	W- 8 B+ 14 W- 8 B+ 18 W- 2 B- 7 B+ 15 W- 1	3.0
13. Christopher SAMPLE	Warden Bridge	W+ 18 B- 9 B- 10 W+ 15 W- 8 B- 14 B- 8 W- 11	2.5
14. Peter CAMERON	Valley Gardens	B- 1 W- 12 W- 16 B- 11 B+ 15 W- 13 B- 9 W- 7	1.5
15. Karl DILLON	Warden bridge	W- 9 B+ 16 W- 4 B- 13 W- 14 B- 11 W- 12 B- 10	1.0
16. Thomas SAMPLE	Warden Bridge	B- 13 W- 15 B+ 14 W- 12 B- 7 W- 10 W- 11 B- 6	1.0

UNDER-11 SECTION

		Cross-table (players' numbers in order of ranking)	Points
1. Ross WILLS	Tynemouth CC	W+ 14 B+ 18 W+ 10 W+ 8 B+ 5 W+ 3 B+ 4	7.0
2. Robin KERRISON	Warden Bridge	W+ 16 B- 10 W+ 23 B+ 7 W+ 14 B+ 11 B+ 3	6.0
3. Christopher GOODSHIP	RGS	W+ 6 B+ 25 W+ 4 W+ 5 B+ 8 B- 1 W- 2	5.0
4. Aine BELDON	Tynemouth CC	W+ 18 B+ 22 B- 3 W+ 11 W+ 10 B+ 9 W- 1	5.0
5. Matthew BENNETT	RGS	B+ 20 W+ 15 W+ 7 B- 3 W- 1 B+ 13 W+ 9	5.0
6. Mark PARKER	Warden Bridge	B- 3 W+ 20 B- 15 W+ 21 B+ 22 B+ 14 W+ 8	5.0
7. George BILCLOUGH	RGS	B+ 19 W+ 12 B- 5 W- 2 B- 13 B+ 10 W+ 15	4.5
8. Hamish YAU	RGS	W+ 13 B+ 9 W+ 22 B- 1 W- 3 B+ 15 B- 6	4.0
9. John HOYE	Forest Hall	B+ 11 W- 8 B+ 12 W+ 15 B+ 17 W- 4 B- 5	4.0
10. Rory MORRIS	RGS	B+ 24 W+ 2 B- 1 W+ 18 B- 4 W- 7 W+ 16	4.0
11. Alex GRAHAM	Red Rose	W- 9 B+ 23 W+ 25 B- 4 W+ 16 W- 2 B+ 14	4.0
12. Oliver PIA	Monkseaton Middle	W+ 23 B- 7 W- 9 B+ 19 B- 15 W+ 21 W+ 18	4.0
13. Michael BURN	Red Rose	B- 8 W+ 24 B+ 21 B- 14 W- 7 W- 5 B+ 23	3.5
14. Jeremy CHARLTON	RGS	B- 1 W+ 19 B+ 17 W+ 13 B- 2 W- 6 W- 11	3.0
15. James ARMSTRONG	Red Rose	W+ 21 B- 5 W+ 8 B- 9 W+ 12 W- 8 B- 7	3.0
16. James CARTER	RGS	B- 2 W- 17 B+ 20 W+ 22 B- 11 W+ 19 B- 10	3.0
17. Megan PATTIE	Warden Bridge	W- 22 B+ 16 W- 14 B+ 25 W- 9 B- 18 + FF	3.0
18. Andrew BARCLAY	RGS	B- 4 W- 1 B+ 24 B- 10 W+ 25 W+ 17 B- 12	3.0
19. Martin OSBORNE	King Edwards	W- 7 B- 14 + FF W- 12 B+ 20 B- 16 W+ 24	3.0
20. Daniel OAKLEY	St Joseph's	W- 5 B- 6 W- 16 B+ 23 W- 19 + FF W+ 22	3.0
21. Robert EDDINGTON	King Edwards	B- 15 + FF W- 13 B- 8 W- 24 B- 12 B+ 25	2.5
22. Daniel LANGMAN	King Edwards	B+ 17 W- 4 B- 8 B- 16 W- 6 W+ 25 B- 20	2.0
23. Jack CRAPMAN	King Edwards	B- 12 W- 11 B- 2 W- 20 + FF B+ 24 W- 13	2.0
24. Jarryd LONGSTAFF	Warden bridge	W- 10 B- 13 W- 18 + FF B- 21 W- 23 B- 19	1.5
25. Stephen BARRON	St Joseph's	+ FF W- 3 B- 11 W- 17 B- 18 B- 22 W- 21	1.0

Tournament Results

Children's University Chess Challenge (cont.)

		Cross-table (players' numbers in order of ranking)	Points
1. Gavin WINTY	RGS	B+ 7 W= 9 W+ 10 B+ 2 W+ 4 B+ 5 B+ 3	6.5
2. Thomas GHOLKAR	RGS	B+ 6 W+ 5 B+ 9 W- 1 B- 3 W+ 10 W= 8	4.5
3. Henry CHARLTON	RGS	W+ 11 B= 10 W- 6 B+ 9 W+ 2 B+ 4 W- 1	4.5
4. Ishan DESHPANDE	RGS	B= 5 W= 8 B+ 11 W+ 6 B- 1 W- 3 + FF	4.0
5. Ross FERGUSON	RGS	W= 4 B- 2 W+ 8 B+ 10 B+ 6 W- 1 W= 7	4.0
6. Jordan McCARTNEY	Southridge	W- 2 W+ 7 B+ 3 B- 4 W- 5 + FF B+ 10	4.0
7. Oliver BENNETT	RGS	W- 1 B- 6 + FF W+ 11 B= 8 W+ 9 B= 5	4.0
8. Adam WALKER	RGS	W- 9 B= 4 B- 5 + FF W= 7 W+ 11 B= 2	3.5
9. Neil DEVINE	Backworth	B+ 8 B= 1 W- 2 W- 3 + FF B- 7 B= 11	3.0
10. Lloyd PICKERSGILL	Red Rose	+ FF W= 3 B- 1 W- 5 B= 11 B- 2 W- 6	2.0
11. Ronnie DUNBAR		B- 3 + FF W- 4 B- 7 W= 10 B- 8 W= 9	2.0

R.G.S. Congress, 18 October

Under 18 Section

		Cross-table (players' numbers in order of ranking)	Points
1. Mark TAYLOR	Tynedale	B+ 4 W+ 3 B+ 2 W+ 6 B+ 7	5.0
2. Daniel LAI	RGS	W+ 7 B+ 5 W- 1 B+ 4 W= 3	3.5
3. Robert McLEOD	West denton	W+ 6 B- 1 W+ 5 B+ 8 B= 2	3.5
4. Steven AITCHISON	Tynemouth	W- 1 B+ 6 W+ 8 W- 2 B+ 5	3.0
5. Matthew TAYLOR	Tynedale	B+ 8 W- 2 B- 3 W+ 7 W- 4	2.0
6. Anil JAIN	Dame Allan	B- 3 W- 4 B+ 7 B- 1 W+ 8	2.0
7. Sophie SEEBER	Forest Hall	B- 2 W= 8 W- 6 B- 5 W- 1	0.5
8. Amit NAYYAR	RGS	W- 5 B= 7 B- 4 W- 3 B- 6	0.5

Under 13 Section

		Cross-table (players' numbers in order of ranking)	Points
1. Max JONES	RGS	B+ 5 W+ 4 W+ 2 B- 3 W+ 10	4.0
2. Jamie SHEERIN	RGS	B+ 8 W+ 7 B- 1 B+ 6 W+ 3	4.0
3. Thomas MAYIN	Darlington/Yarm	B= 4 W+ 9 B+ 7 W+ 1 B- 2	3.5
4. David PETRIE	Kings	W= 3 B- 1 B+ 5 W+ 9 B+ 7	3.5
5. Michael ATKINS	RGS	W- 1 B+ 10 W- 4 B+ 8 W+ 6	3.0
6. Fern BEEDLE	St Joseph's	B- 7 W+ 8 B+ 9 W- 2 B- 5	2.0
7. Yueyang CHAO	RGS	W+ 6 B- 2 W- 3 B+ 10 W- 4	2.0
8. Daniel GALLIMORE	Durham	W- 2 B- 6 W+ 10 W- 5 B+ 9	2.0
9. Kevin WANG	RGS	W+ 10 B- 3 W- 6 B- 4 W- 8	1.0
10. Daniel LAVERICK	Framwellgate Moor	B- 9 W- 5 B- 8 W- 7 B- 1	0.0

English Primary Schools Championships

The preliminary qualifying round for the English Primary Schools Championships in our area is being held at Red Rose School, Chester-le-Street on Saturday 31st January. There are two competitions - at Under-11 and at Under-9. There is still room and time (just) for a school team of six from your school to enter. In particular we badly need more teams at Under-9. In order to enter for either section, teachers or parents in charge of school teams should contact the national organiser, Tony Corfe (01707-659080), for all the details of the competition.

Tournament Results

R.G.S. Congress (Cont.)


Under-11 Section

		Cross-table (players' numbers in order of ranking)	Points
1. Robin KERRISON	Tynemouth CC	B+ 26 W+ 4 B= 8 W+ 5 B- 2 W+ 16 W+ 9 B+ 3	8.5
2. Rory MORRIS	RGS	W+ 3 B+ 9 B= 5 W+ 4 W+ 1 B+ 7 B= 10 W- 8	8.0
3. Ross MILLS	RGS	B- 2 W+ 20 W+ 24 B+ 11 W+ 17 B+ 9 W+ 7 W- 1	8.0
4. Christopher GOODSHIP	RGS	W+ 27 B- 1 W+ 12 B- 2 B+ 13 W+ 21 W+ 5 B+ 7	8.0
5. James CARTER	RGS	W+ 21 B+ 10 W= 2 B- 1 W+ 23 W+ 8 B- 4 B+ 12	5.5
6. George BILCLOUGH	RGS	B- 9 W+ 25 B= 18 W- 10 W+ 19 B+ 13 B+ 17 B+ 2	5.5
7. Chris GAULD	RGS	B+ 12 W+ 23 B+ 11 W+ 16 B+ 8 W- 2 B- 3 W- 4	5.0
8. Hamish YAU	RGS	W+ 22 B+ 24 W= 1 B+ 17 W- 7 B- 5 B+ 16 W= 10	5.0
9. Zaamin HUSSEIN	RGS	W+ 6 W- 2 B+ 19 W+ 23 B+ 10 W- 3 B- 1 W+ 16	5.0
10. Liam CROSS-SMITH	Red Rose	W+ 13 W- 5 B+ 21 B+ 6 W- 9 B+ 22 W= 2 B= 8	5.0
11. Matthew BENNETT	RGS	W+ 14 B+ 18 W- 7 W- 3 B- 21 B+ 23 W+ 22 B+ 17	5.0
12. Thomas STEAVENSON	Kings	W- 7 + FF B- 4 B- 15 W+ 25 B+ 24 B+ 21 W- 5	4.0
13. Adam Nicholas PEARSO	RGS	B- 10 B+ 27 W- 17 B+ 14 W- 4 W- 6 B+ 23 W+ 18	4.0
14. Emma MAVIN	Darlington/Yarn	B- 11 W+ 28 B- 18 W- 13 B= 20 W+ 19 W= 15 B+ 21	4.0
15. Jack ANDERSON	RGS	B= 19 W- 16 B- 23 W+ 12 B- 22 W+ 20 B= 14 W+ 25	4.0
16. Aine BELDON	Tynemouth	W= 17 B+ 15 W+ 14 B- 7 W+ 18 B- 1 W- 8 B- 9	3.5
17. Jon ILLINGWORTH	Red Rose	B= 16 W+ 19 B+ 13 W- 8 B- 3 B+ 18 W- 6 W- 11	3.5
18. Tom STEPHENSON	RGS	B+ 28 W- 11 W= 6 B+ 20 B- 16 W- 17 W+ 26 B- 19	3.5
19. Chris SYKES	Whinfield	W= 15 B- 17 W- 9 W+ 26 B- 8 B- 14 + FF W+ 27	3.5
20. Adam BAINES	Whinfield	W- 24 B- 3 B+ 26 W- 18 W= 14 B- 15 B+ 27 W+ 22	3.5
21. Andrew LISTER	Whinfield	B- 5 B+ 22 W- 10 B+ 24 W+ 11 B- 4 W- 12 W- 14	3.0
22. Nicholas GERBER	RGS	B- 8 W- 21 + FF B+ 25 W+ 15 W- 10 B- 11 B- 20	3.0
23. Robert McKITTERICK	Whinfield	W+ 25 B- 7 W+ 15 B- 9 B- 5 W- 11 W- 13 + FF	3.0
24. James BUDD	Red Rose	B+ 20 W- 8 B- 3 W- 21 B+ 27 W- 12 B- 25 W+ 26	3.0
25. Rebecca DILLON	Whinfield	B- 23 B- 6 W+ 27 W- 22 B- 12 + FF W+ 24 B- 15	3.0
26. Andrew BARCLAY	RGS	W- 1 B- 14 W- 20 B- 19 + FF W+ 27 B- 18 B- 24	2.0
27. Elizabeth GALLIMORE	Lanchester	B- 4 W- 13 B- 25 + FF W- 24 B- 26 W- 20 B- 19	1.0


Under-9 Section

		Cross-table (players' numbers in order of ranking)	Points
1. Adam HALL	Whinfield	W+ 15 B+ 6 W+ 5 B+ 4 W+ 2 W+ 3 B+ 8 B+ 9	8.0
2. Dominic BRANDY	Whinfield	W+ 17 B+ 9 W+ 3 W+ 16 B- 1 W+ 4 B+ 5 B+ 6	7.0
3. John BROOKER	RGS	W+ 22 B+ 19 B- 2 W+ 20 W+ 17 B- 1 B+ 7 W+ 5	6.0
4. Tom GHOLKAR	RGS	B+ 13 W+ 11 B+ 7 W- 1 W+ 16 B- 2 B= 6 W+ 10	5.5
5. Gavin MINTY	RGS	W+ 12 W+ 10 B- 1 B+ 6 W+ 9 B+ 17 W- 2 B- 3	5.0
6. Monty DETHICK	Tynemouth	B+ 25 W- 1 B+ 14 W- 5 B+ 11 B+ 9 W= 4 W- 2	4.5
7. Ishan DESHPANDE	RGS	W+ 8 B= 16 W- 4 B- 13 W+ 23 B+ 10 W- 3 B+ 17	4.5
8. Oliver BENNETT	RGS	B- 7 W- 17 B+ 15 B+ 21 W+ 13 B+ 16 W- 1 W= 11	4.5
9. Adam WALKER	RGS	B+ 21 W- 2 B+ 10 W+ 11 B- 5 W- 6 B+ 12 W- 1	4.0
10. Connor LISHERMAN	Whinfield	W+ 23 B- 5 W- 9 B+ 12 B+ 20 W- 7 B+ 15 B- 4	4.0
11. Matthew BAKER	RGS	W+ 20 B- 4 W+ 12 B- 9 W- 6 W= 14 B+ 18 B= 8	4.0
12. Ross FERGUSSON	RGS	B- 5 W+ 15 B- 11 W- 10 + FF B+ 19 W- 9 B+ 22	4.0
13. Sam MASON-JONES	RGS	W- 4 B+ 22 W- 20 W+ 7 B- 8 W- 15 + FF B+ 16	4.0
14. Richard RIDGWAY	RGS	W= 19 B- 18 W- 6 B= 22 W+ 21 B= 11 W= 17 B+ 20	4.0
15. Lloyd PICKERSGILL	Red Rose	B- 1 B- 12 W- 8 + FF W+ 22 B+ 13 W- 10 B+ 21	4.0
16. Tom RAYNE	RGS	+ FF W= 7 W+ 18 B- 2 B- 4 W- 8 B+ 23 W- 13	3.5
17. Henry CHARLTON	RGS	B- 2 B+ 8 W+ 21 W+ 18 B- 3 W- 5 B= 14 W- 7	3.5
18. Odera OKOYE	RGS	= FF W+ 14 B- 16 B- 17 W= 19 B= 20 W- 11 B+ 23	3.5
19. Josie BUDD	Red Rose	B= 14 W- 3 W= 22 B= 23 B= 18 W- 12 W= 20 + FF	3.5
20. Jamie NAIK	RGS	B- 11 W+ 25 B+ 13 B- 3 W- 10 W= 18 B= 19 W- 14	3.0
21. Philip STEAVENSON	Kings School	W- 9 B+ 23 B- 17 W- 8 B- 14 + FF W= 22 W- 15	2.5
22. Christopher ROBSON	RGS	B- 3 W- 13 B= 19 W= 14 B- 15 W+ 23 B= 21 W- 12	2.5
23. Thomas RAYNER	RGS	B- 10 W- 21 + FF W= 19 B- 7 B- 22 W- 16 W- 18	1.5


Puzzles – White to play and mate in the given number of moves




1. (2 moves)




2. (2 moves)



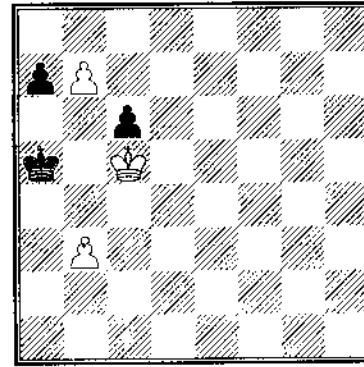
3. (2 moves)




4. (2 moves)




5. (2 moves)



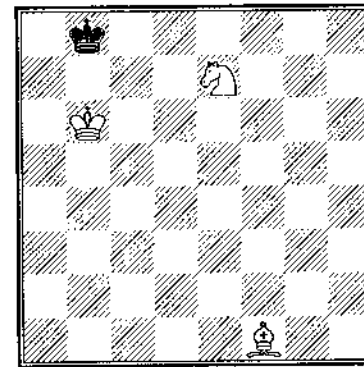
6. (2 moves)




7. (2 moves)




8. (2 moves)




9. (3 moves)



10. (3 moves)



11. (3 moves)



12. (5 moves)
(Solutions on P.15)

Tournament Results

THE 3rd KING'S CONGRESS

Whilst the three or four junior competitions held each school term are very much the bread and butter of the N.J.C.A.'s programme, the King's Congress at Newcastle University is very much the Flagship event. The King's Congress makes the attempt to bridge the gap between junior and adult chess, to show the grown ups how much junior chess is played in the area and to let the juniors see adult chess (albeit rapidplay) at the highest level.

This year's event, the third, fulfilled these objectives very well. Overall entries were slightly down on last year - the effect possibly of holding the event at the end of half-term week. But there were still over 100 chessplayers taking part, split roughly 50-50 between adults and juniors.

A generous prize fund attracted 30 players to the open section. These included no fewer than five Grandmasters including last year's champion, Mark Hebden. And it was great to see a number of N.J.C.A. juniors graduating to this open event and certainly not disgracing themselves. The Grandmasters really entered into the spirit of things playing aggressively and without any quick 'grandmaster draws'. Mark Hebden scored a quite magnificent 5/5 and after wins against Clive Waters and Andrew Dunn in the first two rounds then beat three of his fellow GMs in turn - Aaron Summerscale, Dharshan Kumaran and Colin McNab. GM Dharshan Kumaran, a former World U-16 Champion, shared second place with top rated GM Peter Wells who had conceded two draws. The Durham City duo of Graeme Oswald and Andrew Dunn on 3½/5 shared 4th place with Colin McNab - Andrew winning the U-180 grading prize. No fewer than 7 players should have shared the U-150 grading prize on 2/5. Rather than share the prize 7 ways it was awarded to the lowest graded player of the 7. Rather to the embarrassment of Congress organiser, Gerry Beldon, this gave the prize to his son, Patrick! The other NJCA Juniors were Jonathan Lai who also scored 2/5 at an average grade of 148 and Mark Taylor who scored 1½/5

28 players took part in the minor tournament. Bernie Price (Hartlepool) made 5/5 beating Noel Boustred (who up to that point had had 3½/4) in the last round. Three players, Paul Costello, Gagic Abaryan and James Turner shared second place on 4/5. Again several juniors shone, among them David Wrigley, Steven Aitchison and Mark Talbot all of whom scored 3/5.

The Students tournament was disappointing in terms of numbers and had to be combined with the U-16s. It was won by Matthew Hammond (Hartlepool) on 5/5 with George Salamazov second on 4. Thomas Russell (RGS) was third on 3½/5 and won the Under-16 Championship.

The Under-12 Championship produced a tight finish. Top place on 6/7 was shared by Thomas Mavin (Yarm) and Nathan Talbot (Warrington); Ross Mills (RGS) had led the tournament on 5½/6 before losing to Nathan in his final game. Brothers Pierre and Jean-Luc Weller from York took first and second places respectively at Under-9; Thomas Langley (RGS) was third.

Leading positions in the OPEN TOURNAMENT

(For full results of the 'Adult' Sections, visit our website 'www.njca.org.uk')

		Cross-table (players' numbers in order of ranking)	Points
1. Mark HEBDEN	Birstall	B+ 11 W+ 6 B+ 7 W+ 2 B+ 4	5.0
2. Dharshan KUMARAN	Gateshead	B+ 14 W+ 10 B+ 8 B- 1 W+ 7	4.0
3. Peter WELLS	Slough (4WCL)	W+ 19 B= 9 W= 4 B+ 10 W+ 8	4.0
4. Colin McNAB	Dundee & Victoria	B+ 17 W+ 15 B= 3 W+ 13 W- 1	3.5
5. Graeme OSWALD	Durham City	W= 21 B+ 22 W= 9 B= 12 W+ 14	3.5
6. Andrew DUNN		W+ 28 B- 1 W= 16 B+ 19 B+ 13	3.5

Tournament Results

The King's Tournament – Junior Results

STUDENTS and U-16's

		Cross-table (players' numbers in order of ranking)	Points
1. Matthew HAMMOND	Hartlepool	B+ 16 W+ 6 B+ 5 B+ 2 W+ 3	5.0
2. George SALAMASOV		W+ 9 B+ 18 B+ 10 W- 1 B+ 5	4.0
3. Thomas RUSSELL	RGS	W+ 15 B+ 11 W= 4 B+ 7 B- 1	3.5
4. Robert McLEOD	West Denton	B+ 17 W- 10 B= 3 W+ 11 B+ 6	3.5
5. Daniel LAI	RGS	W+ 18 B+ 7 W- 1 B+ 10 W- 2	3.0
6. Christopher WARDLE	Tynemouth	W+ 14 B- 1 W+ 9 B+ 12 W- 4	3.0
7. Matthew McKAY	Kenton	B+ 8 W- 5 B+ 15 W- 3 W+ 12	3.0
8. Igor PETROVICH	St Thomas More	W- 7 B+ 14 W= 11 B+ 16 W= 10	3.0
9. Luke SMITH	South Shields	B- 2 W+ 17 B- 6 B+ 18 W+ 13	3.0
10. Alex TAYLOR	Tynemouth	W+ 13 B+ 4 W- 2 W- 5 B= 8	2.5
11. Stephen WARDLE	Tynemouth	B+ 12 W- 3 B= 8 B- 4 W+ 15	2.5
12. Mehdi RAMANADLI	Churchill Com Coll	W- 11 B+ 13 W+ 14 W- 6 B- 7	2.0
13. Peter WILSON	Prudhoe	B- 10 W- 12 B+ 17 W+ 15 B- 9	2.0
14. Aaron SMITH	South Shields	B- 6 W- 8 B- 12 W+ 17 W+ 16	2.0
15. Richard WEBSTER	Prudhoe	B- 3 W+ 16 W- 7 B- 13 B- 11	1.0
16. Cassandra O'NEILL	Tynemouth	W- 1 B- 15 W+ 18 W- 8 B- 14	1.0
17. William ARMSTRONG	Prudhoe	W- 4 B- 9 W- 13 B- 14 + PF	1.0
18. John WATSON	Prudhoe	B- 5 W- 2 B- 16 W- 9	0.0

Under - 12's

		Cross-table (players' numbers in order of ranking)	Points
1. Thomas MAVIN	Darlington/Yarn	W= 3 B+ 21 B= 5 W+ 16 B+ 9 W+ 10 W+ 8	6.0
2. Nathan TALBOT	Knights	B+ 16 W- 7 B+ 14 W+ 4 B+ 5 B+ 6 W+ 3	6.0
3. Ross MILLS	RGS	B= 1 W+ 4 B+ 18 W+ 5 W+ 6 B+ 7 B- 2	5.5
4. Robin KERRISON	Tynemouth	W+ 8 B- 3 W+ 10 B- 2 B+ 12 W+ 9 W+ 7	5.0
5. Max JONES	RGS	W+ 15 B+ 17 W= 1 B- 3 W- 2 B+ 13 W+ 6	4.5
6. Mark PARKER	Marden Bridge	B+ 9 W+ 18 B+ 12 W+ 7 B- 3 W- 2 B- 5	4.0
7. Alex NOTT	Jesmond	W+ 22 B+ 2 W+ 13 B- 6 W+ 8 W- 3 B- 4	4.0
8. Christopher GOODSHIP	RGS	B- 4 W+ 22 B+ 16 W+ 12 B- 7 W+ 11 B- 1	4.0
9. Christopher GAULD	RGS	W- 6 B+ 15 W+ 17 B+ 13 W- 1 B- 4 W+ 14	4.0
10. Andrew DOUGLAS	RGS	B- 13 W+ 11 B- 4 B+ 17 W+ 15 B- 1 W+ 16	4.0
11. Edward DUNN	Durham	W- 17 B- 10 W+ 20 B+ 18 W+ 13 B- 8 B+ 15	4.0
12. Jon ILLINGWORTH	Red Rose	W+ 21 B+ 19 W- 6 B- 8 W- 4 B- 16 W+ 18	3.0
13. Liam CROSS-SMITH	Red Rose	W+ 10 B+ 14 B- 7 W- 9 B- 11 W- 5 B+ 22	3.0
14. Matthew BENNETT	RGS	B+ 22 W- 13 W- 2 B- 15 W+ 20 B+ 17 B- 9	3.0
15. Daniel LAVERICK	Lanchester	B- 5 W- 9 B+ 22 W+ 14 B- 10 B+ 20 W- 11	3.0
16. Daniel GALLIMORE	Durham	W- 2 B+ 20 W- 8 B- 1 W+ 18 W+ 12 B- 10	3.0
17. Emma MAVIN	Darlington/Yarn	B+ 11 W- 5 B- 9 W- 10 B+ 22 W- 14 W+ 20	3.0
18. Aine BELDON	Tynemouth	W+ 20 B- 6 W- 3 W- 11 B- 16 W+ 22 B- 12	2.0
19. Yueyang CHAO	RGS	+ PF W- 12	1.0
20. James BUDD	Red Rose	B- 18 W- 16 B- 11 W+ 22 B- 14 W- 15 B- 17	1.0
21. Alastair CAMPBELL	Tynemouth	B- 12 W- 1	0.0
22. Jonathan SMITH	Valley Gardens	W- 14 B- 8 W- 15 B- 20 W- 17 B- 18 W- 13	0.0

Under - 9's

1	Pierre Weller	York	W+7 B+3 B-5 W+4 W+2 B+9 B+6	6
2	Jean-Luc Weller	York	B+10 W=4 B+6 W+5 B-1 W+3 B+8	5½
3	Thomas Langley	RGS	B+6 W-1 B+8 B+9 W+5 B-2 W+4	5
4	Thomas Gholkar	RGS	W+9 B=2 W+11 B-1 W+10 B+5 B-3	4½
5	Gavin Minty	RGS	W+8 B+11 W+1 B-2 B-3 W-4 W+9	4
6	Lloyd Pickersgill	Red Rose	W-3 B+8 W-2 B-10 W+9 B+7 W-1	3
7	Oliver Bennett	RGS	B-1 bye W-9 B+11 W-8 W-6 B+10	3
8	Ronnie Dunbar	Holy Cross	B-5 W-6 W-3 bye B+7 B+10 W-2	3
9	Monty Dethick	Tynemouth	B-4 W+10 B+7 W-3 B-6 W-1 B-5	2
10	Ross Ferguson	RGS	W-2 B-9 bye W+6 B-4 W-8 W-7	2
11	Toju Eubuomwar	RGS	bye W-5 B-4 W-7	1

Tournament Results

RED ROSE CONGRESS, 29 November

UNDER - 18

1. Daniel LAI	RGS	W+ 4 B+ 12 W+ 2 W= 3 B+ 5 B+ 6	5½
2. Igor PETROVICH	Thomas More	W+ 10 B+ 7 B- 1 W+ 11 B+ 3 W+ 4	5
3. Christopher WARDLE	Tynemouth	W+ 14 B+ 5 W+ 6 B= 1 W- 2 B+ 7	4½
4. Stephen AITCHISON	Tynemouth	B- 1 W+ 14 B+ 9 W+ 7 B+ 8 B- 2	4
5. Robert McLEOD	West Denton	B+ 9 W- 3 W+ 8 B+ 6 W- 1 B+ 11	4
6. David CASTLE	Guisborough	W+ 15 B+ 8 B- 3 W- 5 B+ 9 W- 1	3
7. Ashwin DIXIT	RGS	B+ 16 W- 2 W+ 12 B- 4 B+ 11 W- 3	3
8. Neel CHAWLA	RGS	W+ 11 W- 6 B- 5 B+ 10 W- 4 W+ 16	3
9. Anup KISHORE	RGS	W- 5 B+ 13 W- 4 B+ 15 W- 6 B+ 12	3
10. Ajit KISHORE	RGS	B- 2 W+ 16 B- 11 W- 8 B+ 12 W+ 13	3
11. Daniel GALLIMORE	Durham	B- 8 B+ 15 W+ 10 B- 2 W- 7 W- 5	2
12. Stephen WARDLE	Tynemouth	W+ 13 W- 1 B- 7 B+ 14 W- 10 W- 9	2
13. Daniel LAVERICK	Durham	B- 12 W- 9 B- 14 W+ 16 W+ 15 B- 10	2
14. Gurpreet DULAI	RGS	B- 3 B- 4 W+ 13 W- 12 B- 16 B+ 15	2
15. Varun SHARMA	RGS	B- 6 W- 11 B+ 16 W- 9 B- 13 W- 14	1
16. Ajay RAMESH	RGS	W- 7 B- 10 W- 15 B- 13 W+ 14 B- 8	1

UNDER - 15

1. Thomas MAVIN	Darlington	W+21 B+16 W+3 B+10 W=2 B+9 W+7 B+8	7½
2. Jean-Luc WELLER	York	B+18 W+20 B+7 W+4 B=1 W+3 B+8 W+5	7½
3. Edward DUNN	RGS	B+5 W+8 B-1 W+11 B+4 B-2 W+9 W+7	6
4. Christopher GAULD	RGS	W+13 B+11 W+9 B-2 W-3 B-7 W+10 B+12	5
5. Jonathan CLARK	RGS	W-3 B+12 W+17 B+16 W-9 W+6 B+3 B-2	5
6. Rory MORRIS	RGS	W-19 B+21 B-10 W+12 W+18 B-5 W+11 B+9	5
7. Ross MILLS	RGS	W+10 B+19 W-2 W=8 B+17 W+4 B-1 B-3	4½
8. John HOYE	Forest Hall	W+17 B-3 W+19 B=7 W+16 B+10 W-2 W-1	4½
9. Robin KERRISON	Tynemouth	B+12 W+15 B-4 W+14 B+5 W-1 B-3 W-6	4
10. Dean SAUNDERS	Red Rose	B-7 B+13 W+6 W-1 B+11 W-8 B-4 W+8	4
11. Liam CROSS-SMITH	Red Rose	B+15 W-4 B+18 B-3 W-10 W+14 B-6 W+17	4
12. James ARMSTRONG	Red Rose	W-9 W-5 B+22 B-6 W+20 W+15 B+14 W-4	4
13. Jon ILLINGWORTH	Red Rose	B-4 W-10 B+15 W+20 B-14 W+17 W-5 B+19	4
14. Jeremy CHARLTON	RGS	B-20 W=18 W+21 B-9 W+13 B-11 W-12 B+22	3½
15. Emma MAVIN	Darlington	W-11 B-9 W-13 B+21 W+19 B-12 B=22 W+20	3½
16. James CARTER	RGS	B+22 W-1 B+20 W-5 B-8 W-18 B-17 W+21	3
17. Anton MINTY	Newlands	B-8 W+22 B-5 B+19 W-7 B-13 W+16 B-11	3
18. Michael BURN	Red Rose	W-2 B=14 W-11 W+22 B-6 B+16 W=20 B-10	3
19. James BUDD	Red Rose	B+6 W-7 B-8 W-17 B-15 W+22 B=21 W-13	2½
20. Alex GRAHAM	Red Rose	W+14 B-2 W-16 B-13 B-12 W+21 B=18 B-15	2½
21. Jack WOODS	Red Rose	B-1 W-6 B-14 W-15 B+22 B-20 W=19 B-16	1½
22. Lauren Frances MINES	Red Rose	W-16 B-17 W-12 B-18 W-21 B-19 W=15 W-14	½

UNDER - 9

1. Pierre WELLER	York	B+17 W+13 B+6 W+2 B+3 W+5 B+7 W+9	8
2. Gavin MINTY	RGS	B+7 W+15 B=3 B-1 W+14 W+6 B+4 W+5	6½
3. Tom GHOLKAR	RGS	W+18 B=4 W=2 B+7 W-1 B+10 W+6 B+12	5
4. Alastair USHER	Red Rose	B+10 W=3 B-5 W=6 B+17 W+8 W-2 B+7	5
5. Ross FERGUSON	RGS	B=12 B+11 W+4 B-8 W+9 B-1 W+15 B-2	4½
6. Thomas LANGLEY	RGS	W+19 B+9 W-1 B=4 W+8 B-2 B-3 W+16	4½
7. Ronnie DUNBAR	Holy Cross	W-2 B+20 B+12 W-3 B+15 W+14 W-1 W-4	4
8. Matthew BAKER	RGS	B-15 W+16 B+13 W+5 B-6 B-4 W-12 W+14	4
9. Jake DANBY	Red Rose	B=14 W-6 B+16 W+17 B-5 W=11 B+10 B-1	4
10. Monty DETHICK	Tynemouth	W-4 B+18 B=17 W=15 B+12 W-3 W-9 B+19	4
11. Lloyd PICKERSGILL	Red Rose	B=16 W-5 W+20 B-14 W+19 B=9 W+13 w/d	4
12. John ROWLAND	Red Rose	W=5 B=14 W-7 B+13 W-10 B+19 B+8 W-3	4
13. Anna BURN	Red Rose	W+20 B-1 W-8 W-12 B+18 W+17 B-11 W+15	4
14. Oliver BROOKS	RGS	W=9 W=12 B=15 W+11 B-2 B-7 W=20 B-8	3
15. Adam WILSON	Red Rose	W+8 B-2 W=14 B=10 W-7 W+16 B-5 B-13	3
16. Ross MUSGRAVE	Red Rose	W=11 B-8 W-9 B=18 W+20 B-15 W+19 B-6	3
17. Henry CHARLTON	RGS	W-1 B+19 W=10 B-9 W-4 B-13 W=18 B+20	3
18. Jamie NAIK	RGS	B-3 W-10 B=19 W=16 W-13 B-20 B=17 + FF	2½
19. Josie BUDD	Red Rose	B-6 W-17 W=18 B+20 B-11 W-12 B-16 W-10	1½
20. Nicholas WOOD	RGS	B-13 W-7 B-11 W-19 B-16 W+18 B=14 W-17	1½

Tournament Results

AUSTIN FRIARS

TEAMS of 4

TOURNAMENT

Carlisle, 6 December

Junior Schools Section

1. Scotby 'Kings'	14½
2= RGS 'Aardvarks'	14
2= RGS 'Grasshoppers'	14
4. RGS 'Eagles'	13
5. Glebe, Ayr	12½
6. RGS 'Badgers'	12
7= RGS 'Crocodiles'	10½
7= Scotby 'Bishops'	10½
7= Scotby 'Rooks'	10½
7= Thursby	10½
11. RGS 'Foxes'	10
12= Crosby-on-Eden	9
12= Inglewood	9
12= RGS 'Dolphins'	9
12= Rockliffe	9
16. St Monica's 'Aces'	8½
17. St Monica's 'Bears'	8
18. Cummersdale	6½
19. St Margaret Mary	6

Senior Schools Section

1. RGS 'Tigers'	12½
2. Greenwood Academy	10
3. Austin Friars	9½
4. Combined Team*	9
5. RGS 'Lions'	8
6. Clare	6
7. Stafford	4

(* The combined team included two boys from RGS, one from Austin Friars and one from Greenwood. The RGS boys scored 2/3 of their points)

This popular annual event, organised by Syd Cassidy at Austin Friars, attracted 26 teams of 4. From our area RGS took a busload of 10 teams of various ages and abilities.

The top Senior Team, the 'Tigers' (Jonathan Lai, Sameer Ganatra, Theon Rogers and Tom Beckwith) recaptured the Tom Scott Trophy from Greenwood Academy from Ayr, who had won it last year.

Scotby retained the Friars Cup in the Junior Section narrowly ahead of two of the RGS teams. The RGS teams kept taking valuable points off each other.

Either the Aardvarks (Ross Mills, Christopher Goodship, Matthew Bennett and Andrew Douglas) or the 'Grasshoppers' (Andrew Dunn, Jonathan Clark, Thomas Langley and Ishan Deshpande) could have won the competition, but for silly last round results. Two RGS U-10s were the best individual performers scoring 5 points out of 5. They were Rory Morris on board 1 for the 'Badgers' and Jamie Ridley-Smith on board 2 for the 'Eagles'

H.M.C. Junior Schools

Congress

QEGS, Wakefield, November 16

Under 11 Section

1. Q.E.G.S., Wakefield 'A'	139
2. R.G.S., Newcastle	128
3. St. Olave's, York	96
4. Yarm	89
5. Q.E.G.S., Wakefield 'B'	75
6. Ashville, Harrogate	73

Q.E.G.S. regain the title from R.G.S. who had won it last year. George Bilclough, playing on boards 5-6 for R.G.S. won all his games, scoring a remarkable 10/10!

Under-9 Section

1. Yarm	130
2. Q.E.G.S., Wakefield 'A'	128
3. Q.E.G.S., Wakefield 'B'	111
4. R.G.S., Newcastle	89
5= Q.E.G.S., Wakefield 'C'	71
5= St. Olave's, York	71

In a real cliff-hanger Yarm just held on to the trophy that they had won last year. Thomas Mavin, who captained the victorious Yarm team, scored 10 wins from his 10 games!

A pity that King's, Tynemouth, who had originally entered had had to withdraw meaning less NE interest in this event, which was, as usual, well organised by Graham Crowther.

Also well organised and very popular was the splendid meal everybody shared in at the end of the day!

